

# Export Analysis of The Danish Construction Association, March 2019

dansk byggeri



## The export analysis – in short

### Highlights of the analysis

- From 2017 to 2018, total Danish exports rose by EUR 1.7 billion, which represents a 1.1% increase
- Meanwhile, exports from the Danish building and construction sector (B&C) grew by approx. 4% in the same period, which accounts for 6% of total Danish exports
- Overall, B&C sector exports came to EUR 9 billion in 2018
- Of this, B&C services amounted to approx. EUR 3.6 billion and B&C goods to EUR 5.3 billion.
- With a share of as much as 64%, the EU is the B&C sector's chief market and accounts for 55% of Denmark's total exports
- Denmark's total exports of services remained unchanged from 2017 to 2018, while in the B&C sector, services were, in fact, what boosted exports.

In this analysis we examine how exports of goods and services in the building and construction sector have developed compared with total Danish exports of goods and services.

For this analysis the B&C sector comprises skilled craftsmen, contractors and building materials producers.

B&C exports of services encompass both construction and building works. An example could be the homes, hospitals or offices built abroad by Danish enterprises. Another example

could be port expansions, construction of bridges, tunnels or on- and offshore wind farms. Sales generated by subsidiaries in other countries are not included. When a project has run for more than one year, it no longer figures in the export statistics.

B&C exports of goods primarily comprise goods for direct use by building and construction enterprises. These could include doors, windows, concrete elements, various types of piping, steel structures, insulation materials and bricks.

**TABLE 1: TOTAL DANISH EXPORTS AND B&C EXPORTS** current prices, EUR billions

	2010	2011	2012	2013	2014	2015	2016	2017	2018
Total exports of goods and services	119,1	129,6	134,9	137,1	138,6	143,5	142,2	148,9	150,6
Total B&C exports	7,0	7,8	7,6	7,8	7,9	9,7	11,3	8,6	9,0

Note: The total figures for exports of goods and services include ships, aircraft and fuel, etc.  
Source: Statistics Denmark and the Danish Construction Association

**TABLE 2: EXPORTS OF GOODS AND SERVICES AND B&C EXPORTS** current prices, EUR billions

	2010	2011	2012	2013	2014	2015	2016	2017	2018
<b>Exports of services</b> current prices, EUR billions									
Total	46,5	48,5	52,4	53,9	55,3	58,1	56,7	59,2	59,3
B&C	2,3	2,4	2,4	2,5	2,5	4,6	6,3	3,2	3,6
<b>Exports of goods</b> current prices, EUR billions									
Total	72,6	81,1	82,5	83,2	83,3	85,4	85,5	89,7	91,3
B&C	4,7	5,4	5,2	5,3	5,4	5,1	5,0	5,4	5,3

Note: The total figures for exports of goods and services include ships, aircraft and fuel, etc.  
Source: Statistics Denmark and the Danish Construction Association

- **Exports of B&C services** rose from EUR 3.2 billion in 2017 to EUR 3.6 billion in 2018, representing an increase of approx. 14%
- The increase in exports of B&C services is accounted for primarily by the British market, the exports to which rose by over 50% from 2017 to 2018
- Conversely, exports of B&C services to Germany continued to fall drastically for the second consecutive year, dropping by 40% from 2016 to 2018
- **Exports of B&C goods** fell by approx. EUR 0.1 billion to just under EUR 5.3 billion in 2018
- Exports of B&C goods to Great Britain and Germany fell by 20% and 12%, respectively, from 2017 to 2018. In 2018 B&C goods were exported to Great Britain in an amount of approx. EUR 628 million and to Germany in an amount of approx. EUR 831 million.
- At EUR 723 million in 2018, exports of B&C goods to Sweden reached their highest level in the period covered (2010–2018).

We unite building, construction, and industry

The Danish Construction Association is the trade and employers' organisation for the building, construction and building industry sectors. Approximately 5,800 member companies, which represent all stages of the construction process, ensure a wide coverage of various branches and a vast geographical scope of the association.

The main objectives of the Danish Construction Association are the exertion of influence on relevant economic and political issues, participation in the public debate, provision of consulting and advice services and conclusion of collective labour agreements, in order to enable its member enterprises to achieve the best possible development to the benefit of employment and competitive excellence.

dansk byggeri

Editor: Dansk Byggeri, Anita Kurowska Larsen. Design/Artwork: Dansk Byggeri, Ditte Brøndum.

The Danish Construction Association ■ Noerre Voldgade 106 ■ DK-1358 Copenhagen K ■ Telephone +45 72 16 00 00 ■ [www.danskbyggeri.dk](http://www.danskbyggeri.dk)  
March 2019

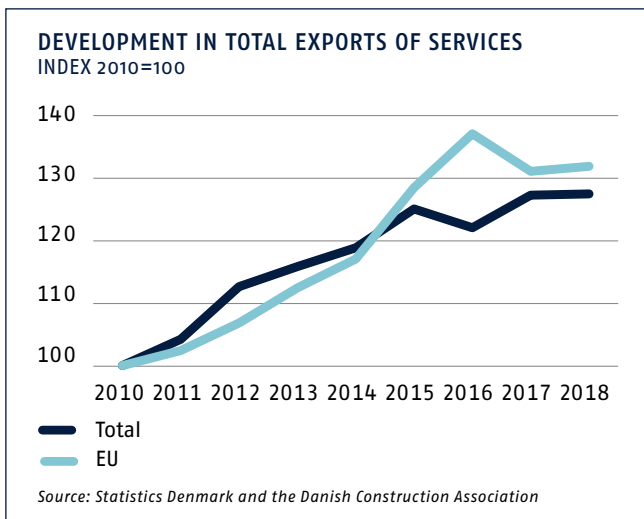
## The pattern seen in B&C sector exports differs from that for total Danish exports

- Denmark's total exports of goods and of services, respectively, in the period from 2010 to 2018 follow a relatively stable growth curve (figures 2 and 4)
- B&C exports of goods and services, services in particular, fluctuated fairly dramatically in the same period (figures 3 and 5)

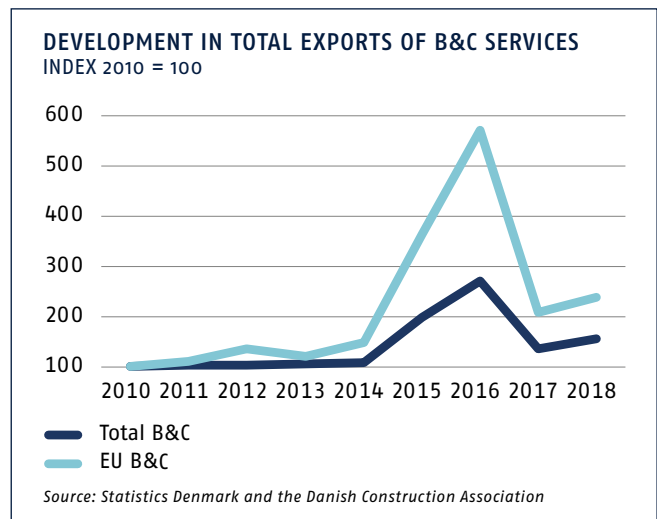
This difference in B&C export trends is partly attributable to the following factors:

- Exports of B&C services are often associated with major, one-off projects, which can lead to significant fluctuations, eg, as a result of sub-contracts for constructing a wind farm or tunnel
- Exports of B&C goods are more cyclical than exports of foodstuffs and medicine
- B&C exports rely more heavily on the EU than total exports, and as such fluctuations in this market have a greater impact on building sector exports.

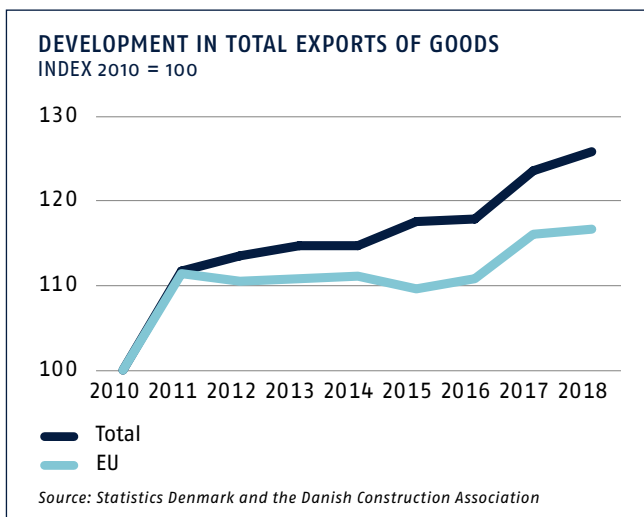
**FIGURE 2** 



**FIGURE 3** 



**FIGURE 4** 



**FIGURE 5** 

